

YEAR 11
STUDY SKILLS / REVISION 1
Wednesday 11th October 2023

- **School Website**
- **Curriculum**
- **Revision / Study Skills**

Ground Rules!

- Pay attention – listen carefully
- Do not distract others
- Be prepared to try out new skills
- Work hard

Why are you here?

- We have identified you as pupils who will work hard at these sessions and really benefit from them

What is it all about?

- **Vital Mock Exam preparation**
- **An opportunity to revise / complete work**

What is it all about?

- To help you get organised
- To share resources with you
- To help you construct a revision timetable

What is it all about?

➤ And, most importantly.....

What is it all about?

- To help you improve your revision / study skills

MOCK EXAMS

**Week beginning:
Monday 27th November
For 4 weeks!**

YEAR 10 EXAMS

Today 11th October



Monday 27th November





5 school weeks!

EXAM ?

TOMORROW ?

DIYLOL.COM

WHY BOTHER WITH MOCK EXAMS?



WHY BOTHER WITH MOCK EXAMS?

- An important indication of where you are now in your studies
(one and a half terms before GCSE exams!)
- It helps your **teachers** as well
- Vital **exam practice**
- Develop **good exam habits**

WHY BOTHER WITH MOCK EXAMS?

- Improves your knowledge
(it is an investment for the final GCSE exams!)
- Practice putting yourself under pressure

WHY BOTHER WITH MOCK EXAMS?

- It takes time to learn **how to perform under pressure**
- It will allow you to work out **strategies for dealing with stress / pressure**

WHY BOTHER WITH MOCK EXAMS?

- Most importantly: Mock Exams give you an opportunity to **learn from your mistakes**
- Because you learn more from your mistakes than you do from success – **honestly!**

WHY BOTHER WITH MOCK EXAMS?

- Mock Exams will give you time to **target areas that need improvement**. You will be able to plan how best to spend the next few months
- You will also be able to **seek out the help that you need** and **be comfortable that things can go wrong**.
- **Teachers** and **mentors** will use exam outcomes to help you

WHY BOTHER WITH MOCK EXAMS?

- A good performance in your Mock Exams will also **boost your self-confidence**



MOCK EXAMS– WHAT NEXT?

1. You need to **start your revision early – NOW!!!**
2. The more you **PROCRASTINATE**, the more pressure you will feel as you get closer to the exams

This is the way I Walk...

OUT OF MY FINAL EXAM...

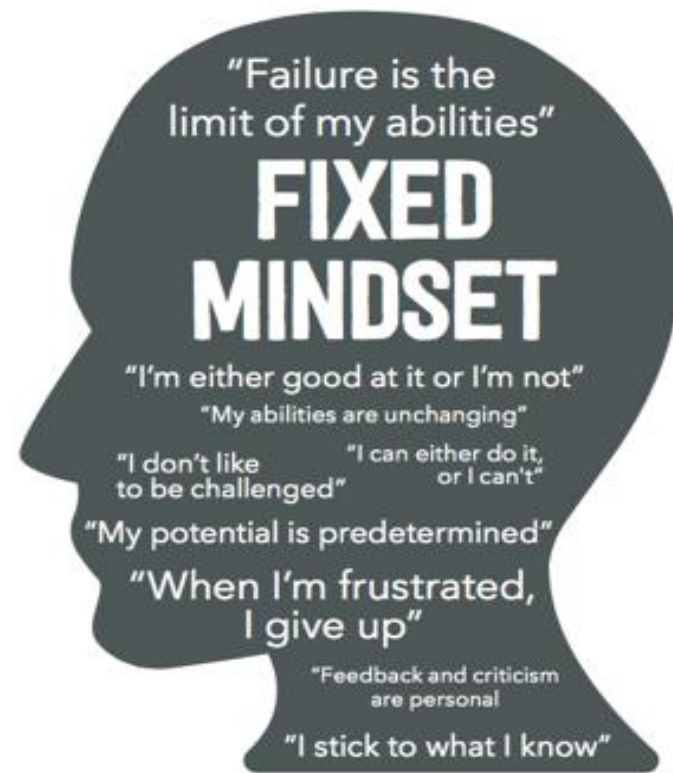
STEFANIAN GARDNER

MEMES & FUNNY PICS • FRABZ.COM

MINDSET

- If you have a negative outlook - **change your mindset!**
- Don't shy away from challenges!
- Don't get discouraged when you make mistakes

MINDSET



How do you Revise?

Some of the most commonly used techniques to aid revision are actually the least effective, including **highlighting** or **re-reading key passages**.

They do always not make you think deeply!

REVISION METHODS

- **Testing yourself** is an effective way to improve your knowledge and ability to recall information.
- In a recent study on exams, researchers found that students who did **a practice test after a period of revision** did better on their final exam over those who just revised.

REVISION METHODS

Discover what works best for you, for example:

- **teaching others (your friends / family)**
- **switching between topics**
- **re-annotating blank texts**
- **using practice papers**

REVISION METHODS

One of the most effective methods is **condensing** your work into:

- **Flash cards / Bullet points**
- **Mind Maps / Spider grams**
- **Visual cues - illustrations**
- **Voice recording**

REVISION

- Do you have a **Revision Timetable**?
- Are your **Subject Folders / Notes** organised?
Are you **missing important notes**?
- Are you aware of **Syllabus Content / Key Topics**?

Create a Revision Timetable

- There is a **template** on the **school website** for you to use.
- By making an **Action Plan** you are in charge of your work and more likely to stay in control.
- **Be specific**: don't just write in '*maths*' – write in '*maths, algebra*', for example.
- Remember that all **ongoing homework** will also be relevant to final exams

AVOIDANCE TACTICS!!!

- **DO NOT SPEND TOO MUCH TIME ON A SUBJECT THAT YOU ARE GOOD AT AND REALLY ENJOY TO THE EXCLUSION OF OTHERS!!!!**
- **FOR EXAMPLE, YOU MAY PREFER TO SPEND TWO HOURS ON HISTORY RATHER THAN MATHS!!!**

DO NOT GIVE UP ON ANY SUBJECT!

- *“I only need Maths and English”*
- *“I’m so far behind in Science, I’ll write it off”*
- *“I can’t do Geography....I regret taking it”*

GIVE YOURSELF THE BEST CHANCE YOU CAN

- Revise in a **quiet environment**
- Close the **door!**
- Ask your **friends** not to call, text or contact you on social media – leave your phone somewhere else!
- Gaming – NO!!!!!! **Time consuming**
- Tell your brothers and sisters to **stay out!**
- **Eat, drink and sleep well**
- You **brain** needs and uses energy and burns calories. **So feed it!**

NOTE WELL!

- **Do not overstretch** yourself! This will lead to **exhaustion** and an increase in **anxiety**.
- **Plan ahead**, taking account of your **other commitments**.
- **Plan a week at a time - review and adapt.**
- **Do not abandon the revision timetable** if it does not work at first.
- **Do not spend endless hours rewriting your timetable!**

Attend Other Revision Classes

- History – Tuesday (3.30 – 4.30pm) –
Mr Williams
- English – Monday (3.30 – 4.30pm) –
Mrs Robins (from next week)
- English – Thursday (3.30 – 4.30pm) –
Mr Cassidy (from next week)

COPING WITH EXAMS

HOWEVER.....

- **DO NOT GET TOO DOWN ABOUT SETBACKS**
- **MOVE ON TO THE NEXT EXAM AND STAY POSITIVE**

KEEP YOUR MOMENTUM!

Keep going for the duration of the Exams –
3 Weeks



MANAGE YOUR TIME CAREFULLY



A PRAYER FOR YOU

Lord, I know you are with me and love me.

Give me peace of mind as I prepare for this time of study. Help me to focus while revising and during my exams, keep me from all distractions so that I will make the best use of this time that is available to me.

Give me insight that I might understand what I am studying, and help me to remember it when the time comes.

Above all, help me to see value in myself outside of exam success. Allow me to be proud of my successes but to learn also from my mistakes, so I may grow to be strong and courageous of mind and heart.

Amen