
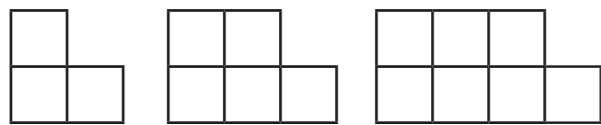


# Sequences in a table and graphically

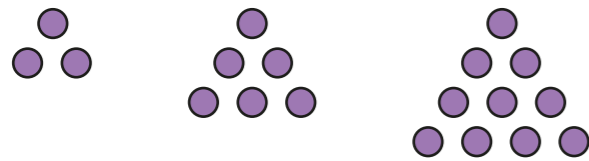
1 Match the sequences to the tables.



Position	1	2	3
Term	3	5	7

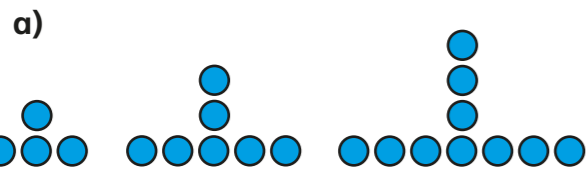


Position	1	2	3
Term	3	6	10

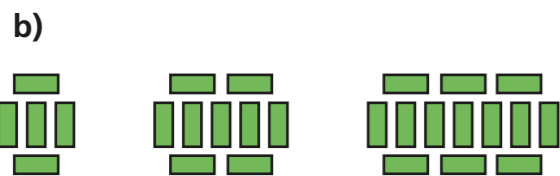


Position	1	2	3
Term	1	3	5

2 Complete the tables.



Position	1	2	3
Term			



Position	1	2	3
Term			

3 a) Describe each of the representations.



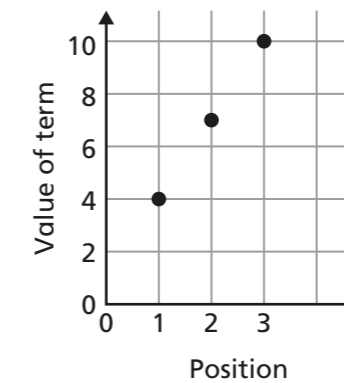
\_\_\_\_\_

\_\_\_\_\_

Position	1	2	3
Term	4	7	10

\_\_\_\_\_

\_\_\_\_\_



\_\_\_\_\_

\_\_\_\_\_

b) What is the same about each of the representations?

\_\_\_\_\_

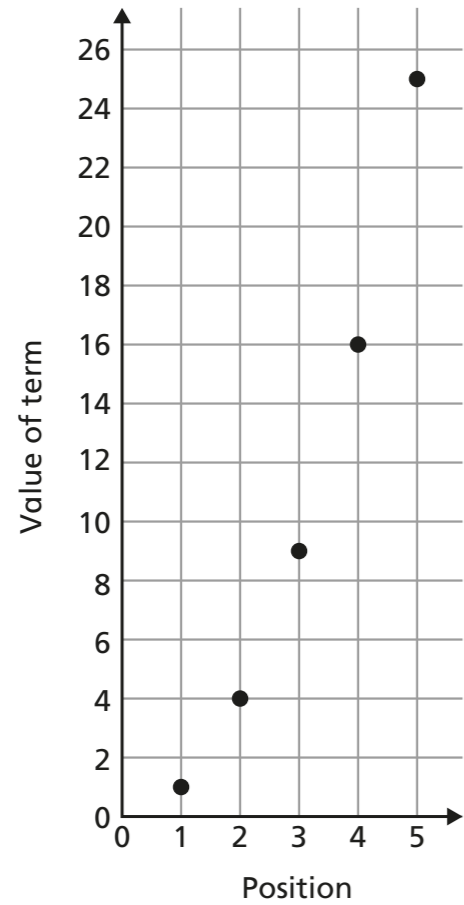
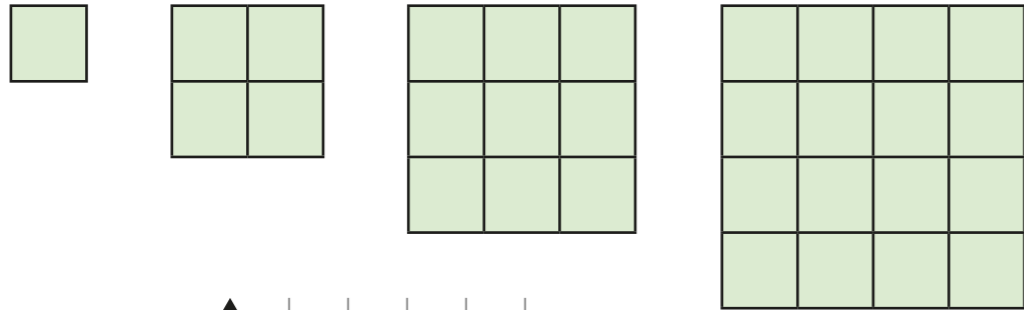
c) What do you notice about the points on the graph?  
Why might this be happening?

\_\_\_\_\_

\_\_\_\_\_

4 a) Use the diagrams to help you complete the table.

Position	1	2	3	4	5
Term	1			16	



b) Why don't the points on the graph make a straight line?

---

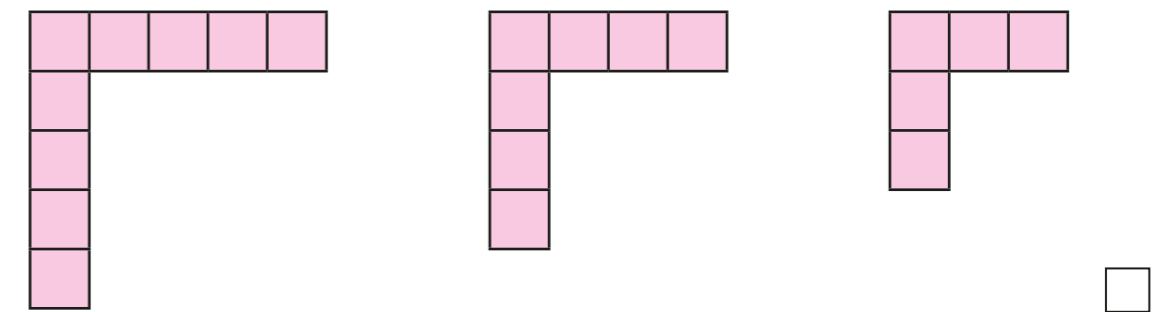
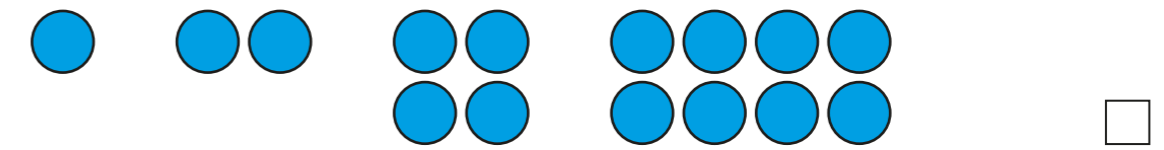
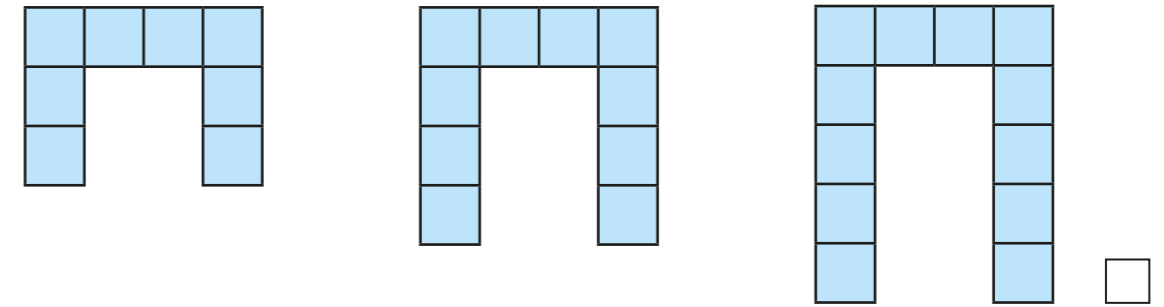


---



---

5 Tick the sequences that will have points that form a straight line if plotted on a graph.



Explain your reasoning.

---



---



---

